

BELLO BIO BLOG




NO 8

TIPS FOR REDUCING FISHING DEBRIS AND SAVING OUR MARINE FAUNA



Managing Your Fishing Rubbish

- Cut discarded fishing line into small pieces to avoid entanglement in case birds and other animals scavenge rubbish bins.
- If you find discarded fishing line please take it and dispose of it.
- If no bins are provided, or If a public bin is overflowing, find another bin or take your rubbish home with you.
- Put fish waste (carcasses, frames, guts, etc.) in bins. If no bins are provided, take it home and dispose of it in general domestic waste. Don't throw fish waste into the water on beaches or near cleaning tables because it can attract sharks and rays.
- Unwrap any new fishing gear before you go out fishing so you don't take the packaging out with you.
- Where possible, use Seal the Loop Fishing Line Bins which aim to prevent discarded fishing material from entering the environment. Seal the loop bins are located at the boat ramp in Mylestom.
- Use reusable options where possible such as reusable shopping bags, coffee cups, drink bottles and straws.
- Follow a 'reduce, reuse, recycle' mantra.
- Recycle monofilament fishing line or place in bins. **DO NOT** throw it overboard.



Bello Bio Blog No 8. Marine Debris (cont)

Fishing gear for a better environment...

- Use environmentally friendly fishing tackle such as non-lead sinkers, biodegradable line and non-stainless hooks.
- Avoid using break-away fishing floats that are non-biodegradable, or persist as marine debris, such as balloons and polystyrene blocks.
- Avoid using stainless steel hooks which can take years to break down in the environment.



Better Boating.....



- Take care when boating and anchoring to avoid damaging habitat.
- When boating, stow it, don't throw it. Waste should be stored onboard and discharged ashore in a proper reception facility.

Be Wildlife Aware....

- Reduce injuries to wildlife by always attending your lines, regularly checking any set traps and hoop nets, and avoiding known feeding and breeding areas of birds, turtles or platypus.
- If you hook a bird, stay calm. Gently reel it in. Even pelicans can be slowly retrieved and are generally placid. Place a towel or shirt over the bird's head and eyes and carefully remove the hook or line. Do not cut the line or release the bird if the hook has been swallowed or embedded too deeply to remove easily.
- Always attend your lines and check your crab traps and nets regularly. Reducing set time for any fishing gear reduces the chances of harm to accidentally caught aquatic animals.
- Use environmentally friendly crab traps and nets to reduce your bycatch or adapt your current gear (see "Crab traps - preventing turtle drownings").
- Avoid bird feeding and nesting areas and keep your distance so as not to disturb them.

Bello Bio Blog No 8. Marine Debris (cont)

Activate Your Love of the Area...

- Participate in 'Clean Up' events with organisations such as Clean Up Australia
- Take steps to avoid losing line by snagging. If possible, rig your line with a light leader so it breaks close to the hook if you do get snagged
- Don't leave ANYTHING behind. Ensure you take all litter with you after a fishing trip, day at the beach and/or any other outdoor activity. Including all plastic bottles, food packaging and fishing gear.



Wildlife Rescue:

WIRES:
1800 641 188

Australian Seabird and Turtle Rescue:
0428 862 852
www.seabirdrescue.org.au

