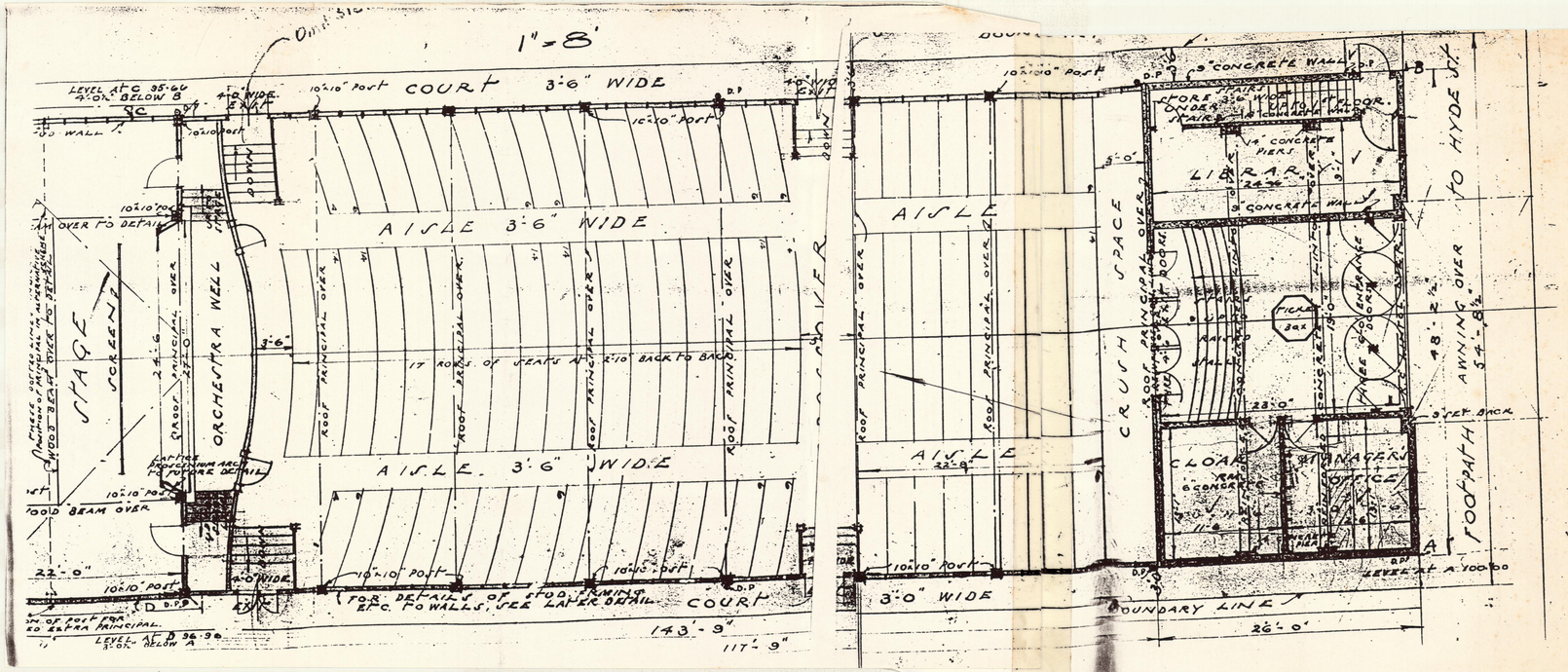
1" = 8'
COURT 3'-6" WIDE
AISLE 3'-6" WIDE
AISLE 3'-6" WIDE
COURT
STAGE
SCREEN
ORCHESTRA WELL
ROOF PRINCIPAL OVER
17 ROWS OF SEATS AT 2'-10" BACK TO BACK
10'-10" POST
4'-0" WIDE
22'-0"
143'-9"
117'-9"
AISLE
CRUSH SPACE
3'-0" WIDE
BOUNDARY LINE
26'-0"
9" CONCRETE WALL
LIBRARY
CLOAK
MANAGER'S OFFICE
TICKET BOX
ENTRANCE DOORS
AWNING OVER
FOOTPATH TO HYDE ST.
LEVEL AT A 100.00

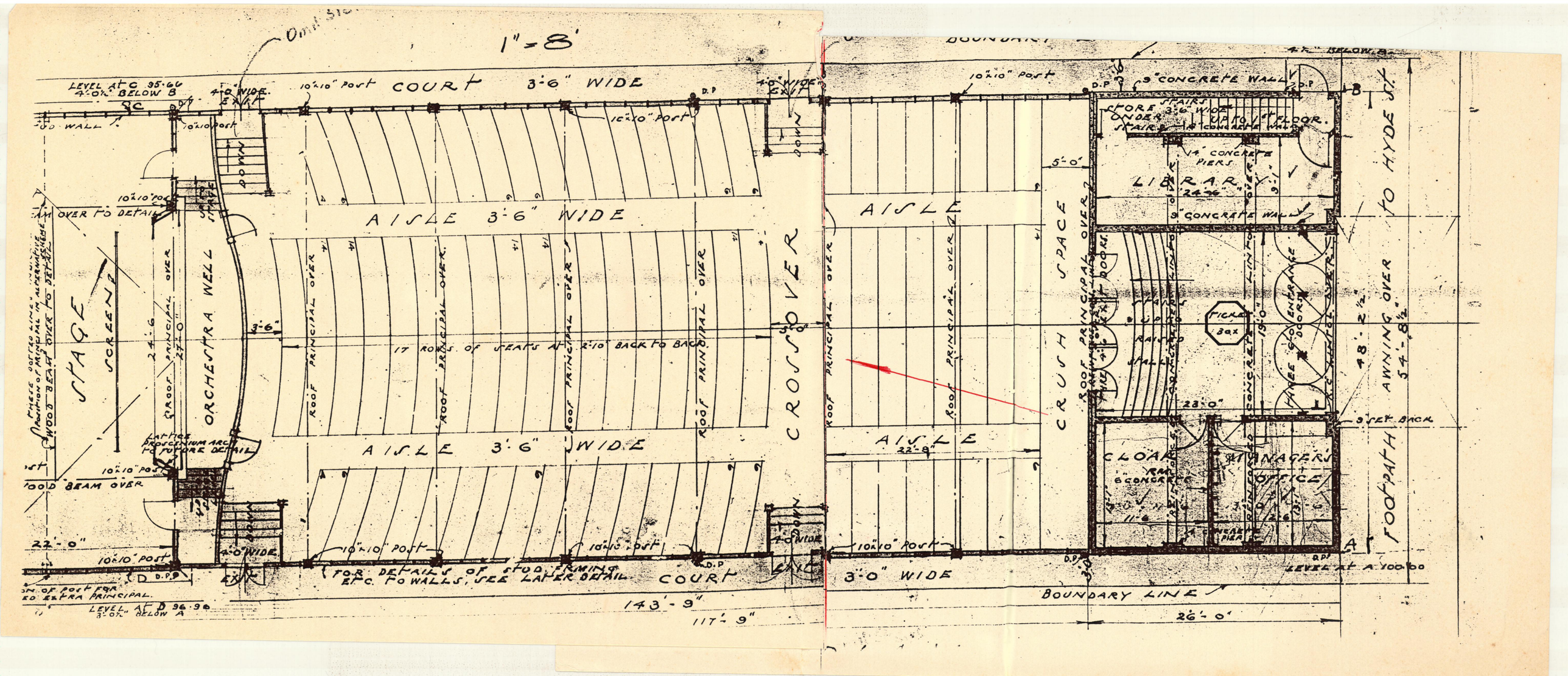
1" = 8'
LEVEL AT C 95.66
4'-0" BELOW B
4'-0" WIDE EXIT
10"x10" POST
COURT 3'-6" WIDE
16"x10" POST
DOWN
AISLE 3'-6" WIDE
STAGE
SCREEN
ORCHESTRA WELL
ROOF PRINCIPAL OVER
17 ROWS OF SEATS AT 2'-10" BACK TO BACK
CROSSOVER
AISLE 3'-6" WIDE
LATTICE PROSCENIUM ARCH TO FUTURE DETAIL
22'-0"
FOR DETAILS OF STUD FRAMING ETC. TO WALLS, SEE LATER DETAIL
143'-9"
117'-9"
LEVEL AT D 96.96
3'-0" BELOW A
AISLE
CRUSH SPACE
ROOF PRINCIPAL OVER
5'-0"
3'-0" WIDE
BOUNDARY LINE
26'-0"
3" CONCRETE WALL
STORE STAIRS UNDER 3'-6" WIDE STAIR TO 1ST FLOOR.
14" CONCRETE PIERS
LIBRARY
24'-6"
SPACE FOR FUTURE STAIRS
RAISED CONCRETE FLOOR
FICKE BOX
THREE GOOD ENTRANCE DOORS
23'-0"
CLOAK RM
MANAGERS OFFICE
3" SET BACK
48'-2½"
AWNING OVER 54'-8½"
TO HYDE ST.
FOOTPATH
LEVEL AT A 100.00

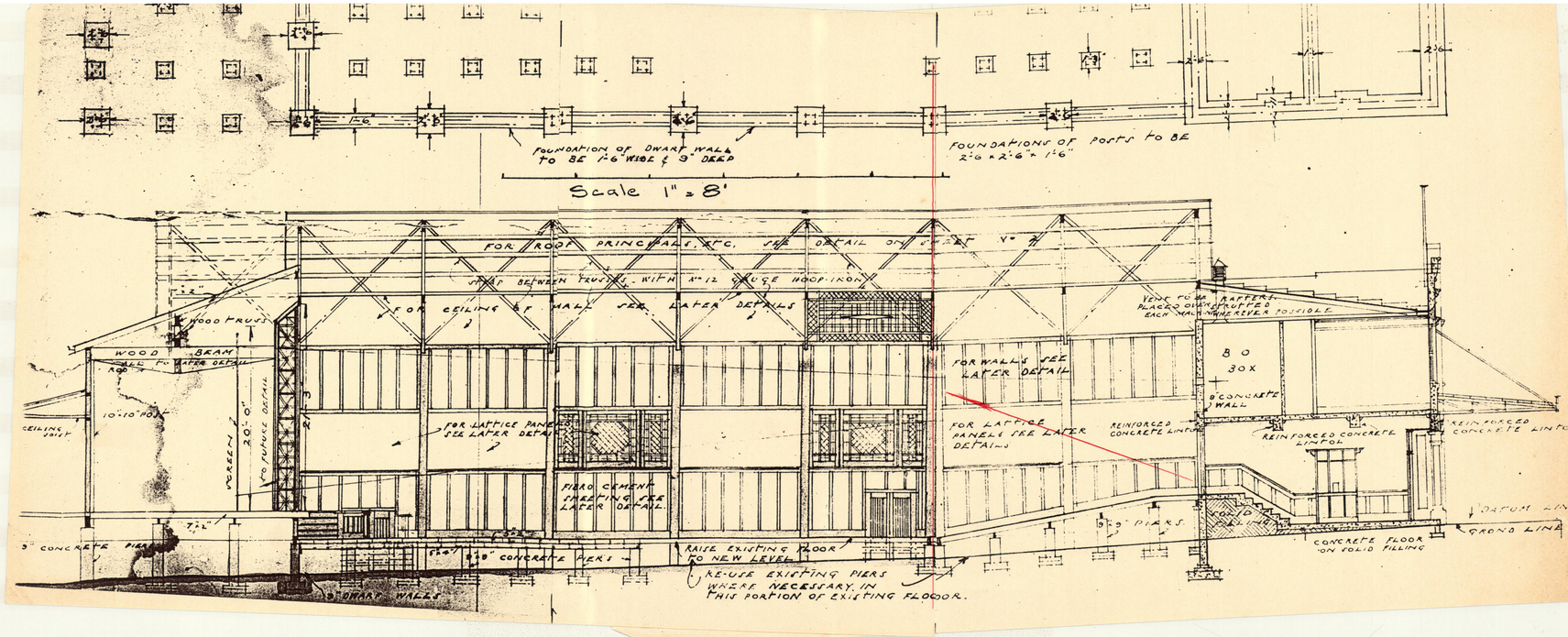
FOUNDATION OF DWARF WALL TO BE 1'-6" WIDE & 9" DEEP
FOUNDATIONS OF POSTS TO BE 2'-6" x 2'-6" x 1'-6"
Scale 1" = 8'
FOR ROOF PRINCIPALS, ETC. SEE DETAIL ON SHEET No. 7
SPAR BETWEEN TRUSSES WITH No. 12 GAUGE HOOP-IRON
FOR CEILING AT WALL SEE LATER DETAILS
WOOD TRUSS
WOOD BEAM
ROOF FOR LATER DETAIL
10"-10" ROOF
CEILING JOIST
SCREEN
20'-0"
TO PURLIN DETAIL
FOR LATTICE PANEL SEE LATER DETAIL
FIBRO CEMENT SHEETING SEE LATER DETAIL
FOR WALLS SEE LATER DETAIL
FOR LATTICE PANELS SEE LATER DETAILS
REINFORCED CONCRETE LINTOL
8" CONCRETE WALL
REINFORCED CONCRETE LINTOL
REINFORCED CONCRETE LINTOL
VENT TO THE RAFTERS PLACED ONCE IN EACH WALL WHENEVER POSSIBLE
8 O
30 X
3" CONCRETE PIERS
9" DWARF WALLS
9" CONCRETE PIERS
RAISE EXISTING FLOOR TO NEW LEVEL
RE-USE EXISTING PIERS WHERE NECESSARY IN THIS PORTION OF EXISTING FLOOR.
9" PIERS
CONCRETE FLOOR ON SOLID FILLING
DATUM LINE
GROUND LINE